



<b>INFORME MENSUAL SOBRE LAS ESPECIFICACIONES DEL GAS NATURAL</b> (Valores promedio diarios)											
<b>PERMISIONARIO:</b>	NATGASMEX, S.A. DE C.V.										 Energía de México
<b>PUNTO DE MEDICIÓN:</b>	Tetla										
<b>ZONA DE MEDICIÓN:</b>	SUR										

FECHA: (dd/mm/aa)	Metano (% vol)	Bióxido de Carbono (% vol)	Nitrógeno (% vol)	Total Inertes (% vol)	Etano (% vol)	Temperatura de Rocio (K)	Humedad (mg/m <sup>3</sup> )	Poder Calorífico (MJ/m <sup>3</sup> )	Índice Wobbe (MJ/m <sup>3</sup> )	Acido Sulfhídrico (mg/m <sup>3</sup> )	Azufre total* (mg/m <sup>3</sup> )	Oxígeno* (% vol)
	83.0 MÍN.	3.0 MÁX.	6.0 MÁX.	6.0 MÁX.	11.0 MÁX.	271.15 MÁX	110.0 MÁX.	36.8 MÍN.	47.3 MÍN.	6.0 MÁX.	150.0 MÁX.	0.2 MÁX.
01/05/2015	91.5149	0.4218	2.8066	3.2285	4.8420	253.0535	118.0955	38.9217	50.2037	1.2871		
02/05/2015	90.5523	0.3137	3.4694	3.7831	5.3071	250.0566	118.0955	38.81389	49.9207	1.2871		
03/05/2015	88.7041	0.1006	4.7783	4.8789	6.1344	185.7789	118.0955	38.5778	49.3527	1.2871		
04/05/2015	88.7041	0.1006	4.7783	4.8789	6.1344	185.7789	118.0955	38.5778	49.3527	1.2871		
05/05/2015	88.7041	0.1006	4.7783	4.8789	6.1344	185.7789	118.0955	38.5778	49.3527	1.2871		
06/05/2015	88.7041	0.1006	4.7783	4.8789	6.1344	185.7789	118.0955	38.5778	49.3527	1.2871		
07/05/2015	88.7041	0.1006	4.7783	4.8789	6.1344	185.7789	118.0955	38.5778	49.3527	1.2871		
08/05/2015	88.7041	0.1006	4.7783	4.8789	6.1344	185.7789	118.0955	38.5778	49.3527	1.2871		
09/05/2015	88.7041	0.1006	4.7783	4.8789	6.1344	185.7789	118.0955	38.5778	49.3527	1.2871		
10/05/2015	88.7041	0.1006	4.7783	4.8789	6.1344	185.7789	118.0955	38.5778	49.3527	1.2871		
11/05/2015	88.7041	0.1006	4.7783	4.8789	6.1344	185.7789	118.0955	38.5778	49.3527	1.2871		
12/05/2015	88.7041	0.1006	4.7783	4.8789	6.1344	185.7789	118.0955	38.5778	49.3527	1.2871		
13/05/2015	88.7041	0.1006	4.7783	4.8789	6.1344	185.7789	118.0955	38.5778	49.3527	1.2871		
14/05/2015	88.7041	0.1006	4.7783	4.8789	6.1344	185.7789	118.0955	38.5778	49.3527	1.2871		
15/05/2015	88.7041	0.1006	4.7783	4.8789	6.1344	185.7789	118.0955	38.5778	49.3527	1.2871		
16/05/2015	88.7041	0.1006	4.7783	4.8789	6.1344	185.7789	118.0955	38.5778	49.3527	1.2871		
17/05/2015	88.7041	0.1006	4.7783	4.8789	6.1344	185.7789	118.0955	38.5778	49.3527	1.2871		
18/05/2015	88.7041	0.1006	4.7783	4.8789	6.1344	185.7789	118.0955	38.5778	49.3527	1.2871		
19/05/2015	88.7041	0.1006	4.7783	4.8789	6.1344	185.7789	118.0955	38.5778	49.3527	1.2871		
20/05/2015	88.7041	0.1006	4.7783	4.8789	6.1344	185.7789	118.0955	38.5778	49.3527	1.2871		
21/05/2015	88.7041	0.1006	4.7783	4.8789	6.1344	185.7789	118.0955	38.5778	49.3527	1.2871		
22/05/2015	88.7041	0.1006	4.7783	4.8789	6.1344	185.7789	118.0955	38.5778	49.3527	1.2871		
23/05/2015	88.7041	0.1006	4.7783	4.8789	6.1344	185.7789	118.0955	38.5778	49.3527	1.2871		
24/05/2015	88.7041	0.1006	4.7783	4.8789	6.1344	185.7789	118.0955	38.5778	49.3527	1.2871		
25/05/2015	88.7041	0.1006	4.7783	4.8789	6.1344	185.7789	118.0955	38.5778	49.3527	1.2871		
26/05/2015	88.7041	0.1006	4.7783	4.8789	6.1344	185.7789	118.0955	38.5778	49.3527	1.2871		
27/05/2015	88.7041	0.1006	4.7783	4.8789	6.1344	185.7789	118.0955	38.5778	49.3527	1.2871		
28/05/2015	88.7041	0.1006	4.7783	4.8789	6.1344	185.7789	118.0955	38.5778	49.3527	1.2871		
29/05/2015	88.7041	0.1006	4.7783	4.8789	6.1344	185.7789	118.0955	38.5778	49.3527	1.2871		
30/05/2015	88.7041	0.1006	4.7783	4.8789	6.1344	185.7789	118.0955	38.5778	49.3527	1.2871		
31/05/2015	88.7041	0.1006	4.7783	4.8789	6.1344	185.7789	118.0955	38.5778	49.3527	1.2871		

\*/ Los valores trimestrales se deberán reportar en los meses de enero, abril, julio y octubre de cada año, respecto del trimestre inmediato anterior.

<b>Mínimo</b>	88.7041	0.1006	2.8066	3.2285	4.8420	185.7789	118.0955	38.5778	49.3527	1.2871		
<b>Promedio</b>	88.8543	0.1178	4.6725	4.7903	6.0661	190.0225	118.0955	38.5965	49.3985	1.2871		
<b>Máximo</b>	91.5149	0.4218	4.7783	4.8789	6.1344	253.0535	118.0955	38.9217	50.2037	1.2871		
<b>Desv. Est.</b>	0.59489	0.06816	0.41848	0.35031	0.27141	16.43092	0.00000	0.07376	0.18091	0.00000		

Observaciones: DATOS OBTENIDOS DE LOS ANALIZADORES PROPIEDAD DE GDF SUEZ


INFORME MENSUAL SOBRE LAS ESPECIFICACIONES DEL GAS NATURAL (Registros Máximos diarios)											
PERMISIONARIO:	NATGASMEX, S.A. DE C.V.										 Energía de México
PUNTO DE MEDICIÓN:	Tetla										
ZONA DE MEDICIÓN:	SUR										

FECHA: (dd/mm/aa)	Metano (% vol)	Bióxido de Carbono (% vol)	Nitrógeno (% vol)	Total Inertes (% vol)	Etano (% vol)	Temperatura de Rocio (K)	Humedad (mg/m <sup>3</sup> )	Poder Calorífico (MJ/m <sup>3</sup> )	Índice Wobbe (MJ/m <sup>3</sup> )	Acido Sulfhídrico (mg/m <sup>3</sup> )	Azufre total* (mg/m <sup>3</sup> )	Oxígeno* (% vol)
	83.0 MÍN.	3.0 MÁX.	6.0 MÁX.	6.0 MÁX.	11.0 MÁX.	271.15 MÁX	110.0 MÁX.	43.6 MÁX.	53.2 MÁX.	6.0 MÁX.	150.0 MÁX.	0.2 MÁX.
01/05/2015	91.7208	0.4770	3.0074	3.2285	5.2560	295.0968	155.8537	39.2672	50.6165	2.4990		
02/05/2015	91.1859	0.3872	4.7306	3.2285	6.0893	304.7406	155.8537	38.9101	50.1276	2.4990		
03/05/2015	88.8631	0.1188	4.7978	3.2285	6.1637	260.6272	155.8537	38.6136	49.4203	2.4990		
04/05/2015	88.8631	0.1188	4.7978	3.2285	6.1637	260.6272	155.8537	38.6136	49.4203	2.4990		
05/05/2015	88.8631	0.1188	4.7978	3.2285	6.1637	260.6272	155.8537	38.6136	49.4203	2.4990		
06/05/2015	88.8631	0.1188	4.7978	3.2285	6.1637	260.6272	155.8537	38.6136	49.4203	2.4990		
07/05/2015	88.8631	0.1188	4.7978	3.2285	6.1637	260.6272	155.8537	38.6136	49.4203	2.4990		
08/05/2015	88.8631	0.1188	4.7978	3.2285	6.1637	260.6272	155.8537	38.6136	49.4203	2.4990		
09/05/2015	88.8631	0.1188	4.7978	3.2285	6.1637	260.6272	155.8537	38.6136	49.4203	2.4990		
10/05/2015	88.8631	0.1188	4.7978	3.2285	6.1637	260.6272	155.8537	38.6136	49.4203	2.4990		
11/05/2015	88.8631	0.1188	4.7978	3.2285	6.1637	260.6272	155.8537	38.6136	49.4203	2.4990		
12/05/2015	88.8631	0.1188	4.7978	3.2285	6.1637	260.6272	155.8537	38.6136	49.4203	2.4990		
13/05/2015	88.8631	0.1188	4.7978	3.2285	6.1637	260.6272	155.8537	38.6136	49.4203	2.4990		
14/05/2015	88.8631	0.1188	4.7978	3.2285	6.1637	260.6272	155.8537	38.6136	49.4203	2.4990		
15/05/2015	88.8631	0.1188	4.7978	3.2285	6.1637	260.6272	155.8537	38.6136	49.4203	2.4990		
16/05/2015	88.8631	0.1188	4.7978	3.2285	6.1637	260.6272	155.8537	38.6136	49.4203	2.4990		
17/05/2015	88.8631	0.1188	4.7978	3.2285	6.1637	260.6272	155.8537	38.6136	49.4203	2.4990		
18/05/2015	88.8631	0.1188	4.7978	3.2285	6.1637	260.6272	155.8537	38.6136	49.4203	2.4990		
19/05/2015	88.8631	0.1188	4.7978	3.2285	6.1637	260.6272	155.8537	38.6136	49.4203	2.4990		
20/05/2015	88.8631	0.1188	4.7978	3.2285	6.1637	260.6272	155.8537	38.6136	49.4203	2.4990		
21/05/2015	88.8631	0.1188	4.7978	3.2285	6.1637	260.6272	155.8537	38.6136	49.4203	2.4990		
22/05/2015	88.8631	0.1188	4.7978	3.2285	6.1637	260.6272	155.8537	38.6136	49.4203	2.4990		
23/05/2015	88.8631	0.1188	4.7978	3.2285	6.1637	260.6272	155.8537	38.6136	49.4203	2.4990		
24/05/2015	88.8631	0.1188	4.7978	3.2285	6.1637	260.6272	155.8537	38.6136	49.4203	2.4990		
25/05/2015	88.8631	0.1188	4.7978	3.2285	6.1637	260.6272	155.8537	38.6136	49.4203	2.4990		
26/05/2015	88.8631	0.1188	4.7978	3.2285	6.1637	260.6272	155.8537	38.6136	49.4203	2.4990		
27/05/2015	88.8631	0.1188	4.7978	3.2285	6.1637	260.6272	155.8537	38.6136	49.4203	2.4990		
28/05/2015	88.8631	0.1188	4.7978	3.2285	6.1637	260.6272	155.8537	38.6136	49.4203	2.4990		
29/05/2015	88.8631	0.1188	4.7978	3.2285	6.1637	260.6272	155.8537	38.6136	49.4203	2.4990		
30/05/2015	88.8631	0.1188	4.7978	3.2285	6.1637	260.6272	155.8537	38.6136	49.4203	2.4990		
31/05/2015	88.8631	0.1188	4.7978	3.2285	6.1637	260.6272	155.8537	38.6136	49.4203	2.4990		

\*/ Los valores trimestrales se deberán reportar en los meses de enero, abril, julio y octubre de cada año, respecto del trimestre inmediato anterior.

<b>Mínimo</b>	88.8631	0.1188	3.0074	3.2285	5.2560	260.6272	155.8537	38.6136	49.4203	2.4990		
<b>Promedio</b>	89.0302	0.1390	4.7379	3.2285	6.1320	263.1621	155.8537	38.6442	49.4817	2.4990		
<b>Máximo</b>	91.7208	0.4770	4.7978	3.2285	6.1637	304.7406	155.8537	39.2672	50.6165	2.4990		
<b>Desv. Est.</b>	0.65055	0.07911	0.32139	0.00000	0.16312	9.89098	0.00000	0.12729	0.24592	0.00000		

Observaciones: DATOS OBTENIDOS DE LOS ANALIZADORES PROPIEDAD DE GDF SUEZ

INFORME MENSUAL SOBRE LAS ESPECIFICACIONES DEL GAS NATURAL (Registros Mínimos diarios)											
PERMISIONARIO:	NATGASMEX, S.A. DE C.V.										
PUNTO DE MEDICIÓN:	Tetla										
ZONA DE MEDICIÓN:	SUR										

FECHA: (dd/mm/aa)	Metano (% vol)	Bióxido de Carbono (% vol)	Nitrógeno (% vol)	Total Inertes (% vol)	Etano (% vol)	Temperatura de Rocio (K)	Humedad (mg/m <sup>3</sup> )	Poder Calorífico (MJ/m <sup>3</sup> )	Índice Wobbe (MJ/m <sup>3</sup> )	Acido Sulfhídrico (mg/m <sup>3</sup> )	Azufre total* (mg/m <sup>3</sup> )	Oxígeno* (% vol)
	83.0 MÍN.	3.0 MÁX.	6.0 MÁX.	6.0 MÁX.	11.0 MÁX.	271.15 MÁX	110.0 MÁX.	36.8 MÍN.	47.3 MÍN.	6.0 MÁX.	150.0 MÁX.	0.2 MÁX.
01/05/2015	91.1560	0.3902	2.2627	3.2285	4.5764	245.8984	76.6510	38.7722	50.0459	0.0176		
02/05/2015	88.7424	0.1099	3.0430	3.2285	4.9418	181.8190	76.6510	38.6496	49.4124	0.0176		
03/05/2015	88.6511	0.0992	4.6430	3.2285	6.0862	184.8976	76.6510	38.5688	49.3394	0.0176		
04/05/2015	88.6511	0.0992	4.6430	3.2285	6.0862	184.8976	76.6510	38.5688	49.3394	0.0176		
05/05/2015	88.6511	0.0992	4.6430	3.2285	6.0862	184.8976	76.6510	38.5688	49.3394	0.0176		
06/05/2015	88.6511	0.0992	4.6430	3.2285	6.0862	184.8976	76.6510	38.5688	49.3394	0.0176		
07/05/2015	88.6511	0.0992	4.6430	3.2285	6.0862	184.8976	76.6510	38.5688	49.3394	0.0176		
08/05/2015	88.6511	0.0992	4.6430	3.2285	6.0862	184.8976	76.6510	38.5688	49.3394	0.0176		
09/05/2015	88.6511	0.0992	4.6430	3.2285	6.0862	184.8976	76.6510	38.5688	49.3394	0.0176		
10/05/2015	88.6511	0.0992	4.6430	3.2285	6.0862	184.8976	76.6510	38.5688	49.3394	0.0176		
11/05/2015	88.6511	0.0992	4.6430	3.2285	6.0862	184.8976	76.6510	38.5688	49.3394	0.0176		
12/05/2015	88.6511	0.0992	4.6430	3.2285	6.0862	184.8976	76.6510	38.5688	49.3394	0.0176		
13/05/2015	88.6511	0.0992	4.6430	3.2285	6.0862	184.8976	76.6510	38.5688	49.3394	0.0176		
14/05/2015	88.6511	0.0992	4.6430	3.2285	6.0862	184.8976	76.6510	38.5688	49.3394	0.0176		
15/05/2015	88.6511	0.0992	4.6430	3.2285	6.0862	184.8976	76.6510	38.5688	49.3394	0.0176		
16/05/2015	88.6511	0.0992	4.6430	3.2285	6.0862	184.8976	76.6510	38.5688	49.3394	0.0176		
17/05/2015	88.6511	0.0992	4.6430	3.2285	6.0862	184.8976	76.6510	38.5688	49.3394	0.0176		
18/05/2015	88.6511	0.0992	4.6430	3.2285	6.0862	184.8976	76.6510	38.5688	49.3394	0.0176		
19/05/2015	88.6511	0.0992	4.6430	3.2285	6.0862	184.8976	76.6510	38.5688	49.3394	0.0176		
20/05/2015	88.6511	0.0992	4.6430	3.2285	6.0862	184.8976	76.6510	38.5688	49.3394	0.0176		
21/05/2015	88.6511	0.0992	4.6430	3.2285	6.0862	184.8976	76.6510	38.5688	49.3394	0.0176		
22/05/2015	88.6511	0.0992	4.6430	3.2285	6.0862	184.8976	76.6510	38.5688	49.3394	0.0176		
23/05/2015	88.6511	0.0992	4.6430	3.2285	6.0862	184.8976	76.6510	38.5688	49.3394	0.0176		
24/05/2015	88.6511	0.0992	4.6430	3.2285	6.0862	184.8976	76.6510	38.5688	49.3394	0.0176		
25/05/2015	88.6511	0.0992	4.6430	3.2285	6.0862	184.8976	76.6510	38.5688	49.3394	0.0176		
26/05/2015	88.6511	0.0992	4.6430	3.2285	6.0862	184.8976	76.6510	38.5688	49.3394	0.0176		
27/05/2015	88.6511	0.0992	4.6430	3.2285	6.0862	184.8976	76.6510	38.5688	49.3394	0.0176		
28/05/2015	88.6511	0.0992	4.6430	3.2285	6.0862	184.8976	76.6510	38.5688	49.3394	0.0176		
29/05/2015	88.6511	0.0992	4.6430	3.2285	6.0862	184.8976	76.6510	38.5688	49.3394	0.0176		
30/05/2015	88.6511	0.0992	4.6430	3.2285	6.0862	184.8976	76.6510	38.5688	49.3394	0.0176		
31/05/2015	88.6511	0.0992	4.6430	3.2285	6.0862	184.8976	76.6510	38.5688	49.3394	0.0176		

\*/ Los valores trimestrales se deberán reportar en los meses de enero, abril, julio y octubre de cada año, respecto del trimestre inmediato anterior.

<b>Mínimo</b>	88.6511	0.0992	2.2627	3.2285	4.5764	181.8190	76.6510	38.5688	49.3394	0.0176		
<b>Promedio</b>	88.7348	0.1090	4.5146	3.2285	6.0006	186.7661	76.6510	38.5780	49.3645	0.0176		
<b>Máximo</b>	91.1560	0.3902	4.6430	3.2285	6.0862	245.8984	76.6510	38.7722	50.0459	0.0176		
<b>Desv. Est.</b>	0.44966	0.05222	0.50712	0.00000	0.33476	10.98839	0.00000	0.03885	0.12713	0.00000		

Observaciones: DATOS OBTENIDOS DE LOS ANALIZADORES PROPIEDAD DE GDF SUEZ