


**INFORME MENSUAL SOBRE LAS ESPECIFICACIONES DEL GAS NATURAL**

(Valores promedio diarios)



PERMISIONARIO:	TERMINAL KMS DE GNL S. DE R.L DE C.V
PUNTO DE MEDICIÓN:	ESTACION DE MEDICIÓN GUADALAJARA
ZONA DE MEDICIÓN:	RESTO DEL PAÍS


FECHA: (dd/mm/aa)	Metano (% vol)	Bióxido de Carbono (% vol)	Nitrógeno (% vol)	Total Inertes (% vol)	Etano (% vol)	Temperatura de Rocío (K)	Humedad (mg/m <sup>3</sup> )	Poder Calorífico (MJ/m <sup>3</sup> )	Índice Wobbe (MJ/m <sup>3</sup> )	Acido Sulfhídrico (mg/m <sup>3</sup> )	Azufre total* (mg/m <sup>3</sup> )	Oxígeno* (% vol)
01/01/2015	90.8970	0.0000	0.3265	0.3265	8.6294	211.8580	15.2883	40.2301	51.9262	0.0000	0.0000	0.0000
02/01/2015	92.4788	0.0000	0.2944	0.2944	7.0221	209.0784	16.2380	39.8155	51.7182	0.0000		
03/01/2015	92.7975	0.0000	0.2619	0.2619	6.7210	208.5547	16.2503	39.7502	51.7002	0.0000		
04/01/2015	92.8870	0.0000	0.2449	0.2449	6.6444	208.4458	16.4129	39.7988	51.7015	0.0000		
05/01/2015	92.8596	0.0000	0.2205	0.2205	6.6944	209.4495	16.4980	39.7636	51.7279	0.0000		
06/01/2015	92.8460	0.0000	0.2044	0.2044	6.7230	208.6760	16.7807	39.7786	51.7426	0.0000		
07/01/2015	92.8442	0.0000	0.1979	0.1979	6.7309	208.6966	16.6838	39.7832	51.7484	0.0000		
08/01/2015	90.6147	0.0000	0.3871	0.3871	8.8727	212.4018	15.8563	40.2635	51.9337	0.0000		
09/01/2015	89.8315	0.0000	0.4292	0.4292	9.6496	213.6190	14.6400	40.4522	52.0130	0.0000		
10/01/2015	89.8595	0.0000	0.4254	0.4254	9.6239	213.5488	14.2899	40.4450	52.0095	0.0000		
11/01/2015	89.9151	0.0000	0.4154	0.4154	9.5756	213.4767	14.6429	40.4315	52.0094	0.0000		
12/01/2015	90.4992	0.0000	0.3632	0.3632	9.0150	212.4650	14.9987	40.3005	51.9584	0.0000		
13/01/2015	91.4496	0.0000	0.2850	0.2850	8.0993	211.0565	15.3032	40.1053	51.8851	0.0000		
14/01/2015	91.8062	0.0000	0.2500	0.2500	7.7611	210.5427	16.0632	40.0318	51.8621	0.0000		
15/01/2015	91.8741	0.0000	0.2395	0.2395	7.7008	210.4481	15.8560	40.0204	51.8585	0.0000		
16/01/2015	91.8957	0.0000	0.2351	0.2351	7.6832	210.4446	15.7568	40.0205	51.8629	0.0000		
17/01/2015	91.0166	0.0000	0.3896	0.3896	8.4547	211.7067	15.4007	40.1618	51.8702	0.0000		
18/01/2015	90.4084	0.0000	0.4665	0.4665	9.0179	212.1929	14.8779	40.2645	51.8928	0.0000		
19/01/2015	90.9249	0.0000	0.3713	0.3713	8.5687	211.7207	15.5826	40.1879	51.8950	0.0000		
20/01/2015	91.0433	0.0000	0.3164	0.3164	8.4970	211.6986	15.3900	40.1933	51.9215	0.0000		
21/01/2015	91.0428	0.0000	0.3083	0.3083	8.5052	211.7173	15.5706	40.1989	51.9284	0.0000		
22/01/2015	91.0150	0.0000	0.2960	0.2960	8.5451	211.7869	14.7693	40.2122	51.9408	0.0000		
23/01/2015	91.0222	0.0000	0.2944	0.2944	8.5396	211.8065	15.1680	40.2141	51.9434	0.0000		
24/01/2015	91.0283	0.0000	0.2902	0.2902	8.5377	211.7944	15.0251	40.2151	51.9455	0.0000		
25/01/2015	90.1336	0.0000	0.4593	0.4593	9.3015	213.7594	15.0950	40.3404	51.9394	0.0000		
26/01/2015	89.7841	0.0000	0.5123	0.5123	9.6143	213.4640	14.6829	40.4011	51.9467	0.0000		
27/01/2015	89.8197	0.0000	0.5094	0.5094	9.5809	213.4319	14.5983	40.3985	51.9454	0.0000		
28/01/2015	89.8648	0.0000	0.4971	0.4971	9.5461	213.3942	14.2529	40.3833	51.9513	0.0000		
29/01/2015	89.9157	0.0000	0.4756	0.4756	9.5129	213.3528	14.5189	40.3944	51.9587	0.0000		
30/01/2015	90.1171	0.0000	0.4240	0.4240	9.3539	213.1434	14.2123	40.3778	51.9748	0.0000		
31/01/2015	90.2418	0.0000	0.3808	0.3808	9.2655	213.0210	14.7859	40.3711	51.9889	0.0000		

\*/ Los valores trimestrales se deberán reportar en los meses de enero, abril, julio y octubre de cada año, respecto del trimestre inmediato anterior.

Mínimo	89.7841	0.0000	0.1979	0.1979	6.6444	208.4458	14.2123	39.7338	51.7002	0.0000		
Promedio	91.0559	0.0000	0.3475	0.3475	8.4512	211.6372	15.3232	40.1692	51.8936	0.0000		
Máximo	92.8870	0.0000	0.5123	0.5123	9.6496	213.7594	16.7807	40.4522	52.0130	0.0000		
Desv. Est.	1.05864364	0	0.09601559	0.09601559	1.01995883	1.70072269	0.73998223	0.23147332	0.0945918	0		

Observaciones: No se detectaron desviaciones en la calidad química y a su vez no se presentaron paros por emergencias operativas o por mantenimiento.

**INFORME MENSUAL SOBRE LAS ESPECIFICACIONES DEL GAS NATURAL**  
(Registros máximos diarios)




PERMISIONARIO: **TERMINAL KMS DE GNL S. DE R.L DE C.V**  
 PUNTO DE MEDICIÓN: **ESTACION DE MEDICION GUADALAJARA**  
 ZONA DE MEDICIÓN: **RESTO DEL PAÍS**

FECHA: (dd/mm/aa)	Metano (% vol)	Bióxido de Carbono (% vol)	Nitrógeno (% vol)	Total Inertes (% vol)	Etano (% vol)	Temperatura de Rocío (K)	Humedad (mg/m <sup>3</sup> )	Poder Calorífico (MJ/m <sup>3</sup> )	Índice Wobbe (MJ/m <sup>3</sup> )	Acido Sulhídrico (mg/m <sup>3</sup> )
01/01/2015	89.7557	0.0000	0.3823	0.3823	9.6706	214.3134	17.1768	40.5683	52.1049	0.0000
02/01/2015	92.3244	0.0000	0.3084	0.3084	7.1575	209.3899	17.5769	39.8571	51.7442	0.0000
03/01/2015	92.6188	0.0000	0.2933	0.2933	6.8651	208.8706	17.6935	39.7843	51.7145	0.0000
04/01/2015	92.8824	0.0000	0.2496	0.2496	6.6443	208.4942	17.8276	39.7390	51.7019	0.0000
05/01/2015	92.8111	0.0000	0.2444	0.2444	6.7179	228.9909	17.7244	39.7777	51.7421	0.0000
06/01/2015	92.8372	0.0000	0.2070	0.2070	6.7286	208.6981	17.7342	39.7814	51.7463	0.0000
07/01/2015	92.8225	0.0000	0.2021	0.2021	6.7474	208.7198	17.7024	39.7856	51.7531	0.0000
08/01/2015	89.9412	0.0000	0.4659	0.4659	9.3727	213.6559	17.5724	40.4531	52.0109	0.0000
09/01/2015	89.8001	0.0000	0.4339	0.4339	9.6758	213.6715	15.8181	40.4563	52.0179	0.0000
10/01/2015	89.8355	0.0000	0.4284	0.4284	9.6441	213.5957	15.6596	40.4994	52.0157	0.0000
11/01/2015	89.8814	0.0000	0.4225	0.4225	9.6010	213.5453	15.9634	40.4422	52.0148	0.0000
12/01/2015	89.8976	0.0000	0.4102	0.4102	9.5519	213.3727	16.5438	40.4206	52.0057	0.0000
13/01/2015	90.9973	0.0000	0.3143	0.3143	8.5118	211.8101	16.7819	40.2162	51.9344	0.0000
14/01/2015	91.7147	0.0000	0.2570	0.2570	7.8385	210.6877	17.1453	40.0521	51.8721	0.0000
15/01/2015	91.8495	0.0000	0.2416	0.2416	7.7229	210.5098	17.2370	40.0282	51.8728	0.0000
16/01/2015	91.8296	0.0000	0.2704	0.2704	7.7135	210.5422	17.2166	40.0329	51.8800	0.0000
17/01/2015	90.3689	0.0000	0.5039	0.5039	8.9435	212.5681	16.8568	40.2768	51.8950	0.0000
18/01/2015	90.4041	0.0000	0.4669	0.4669	8.9908	212.8720	16.3626	40.2704	51.8929	0.0000
19/01/2015	90.4117	0.0000	0.4657	0.4657	8.9793	211.8894	16.7563	40.2689	51.9212	0.0000
20/01/2015	91.0284	0.0000	0.3246	0.3246	8.5033	211.7613	16.6390	40.1974	51.9315	0.0000
21/01/2015	91.0331	0.0000	0.3138	0.3138	8.5081	211.8020	16.5489	40.2022	51.9374	0.0000
22/01/2015	90.7773	0.0000	0.3048	0.3048	8.7740	211.8446	16.4918	40.2180	51.9524	0.0000
23/01/2015	91.0044	0.0000	0.3004	0.3004	8.5507	211.8804	16.3036	40.2204	51.9496	0.0000
24/01/2015	91.0152	0.0000	0.2951	0.2951	8.5454	211.8818	16.3164	40.2191	51.9532	0.0000
25/01/2015	89.5965	0.0000	0.5417	0.5417	9.7192	233.6256	16.1580	40.4049	51.9752	0.0000
26/01/2015	89.5308	0.0000	0.5193	0.5193	9.8585	213.5235	15.8042	40.4128	51.9604	0.0000
27/01/2015	89.7170	0.0000	0.5934	0.5934	9.5991	213.5411	15.7339	40.4161	51.9663	0.0000
28/01/2015	89.7932	0.0000	0.5416	0.5416	9.5722	213.4681	15.9533	40.4055	51.9651	0.0000
29/01/2015	89.8833	0.0000	0.4921	0.4921	9.5281	213.3888	15.7545	40.4003	51.9704	0.0000
30/01/2015	89.9638	0.0000	0.4651	0.4651	9.4597	213.3314	15.5295	40.3924	51.9910	0.0000
31/01/2015	89.9638	0.0000	0.3843	0.3843	9.2491	213.0981	15.9848	40.3741	52.0016	0.0000
Máximo	92.8824	0.0000	0.5934	0.5934	9.8585	233.6256	17.8276	40.5683	52.1049	0.0000

Observaciones:

No se detectaron desviaciones en la calidad química y a su vez no se presentaron paros por emergencias operativas o por mantenimiento.

**INFORME MENSUAL SOBRE LAS ESPECIFICACIONES DEL GAS NATURAL**  
(Registros mínimos diarios)



PERMISIONARIO:	TERMINAL KMS DE GNL S. DE R.L DE C.V
PUNTO DE MEDICIÓN:	ESTACION DE MEDICION GUADALAJARA
ZONA DE MEDICIÓN:	RESTO DEL PAÍS

FECHA: (dd/mm/aa)	Metano (% vol)	Bióxido de Carbono: (% vol)	Nitrógeno (% vol)	Total Inertes (% vol)	Etano (% vol)	Temperatura de Rocío (K)	Humedad (mg/m <sup>3</sup> )	Poder Calorífico (MJ/m <sup>3</sup> )	Índice Wobbe (MJ/m <sup>3</sup> )	Acido Sulfhídrico (mg/m <sup>3</sup> )
01/01/2015	92.2108	0.0000	0.2812	0.2812	7.4065	209.3575	12.6002	39.8574	51.7379	0.0000
02/01/2015	92.6544	0.0000	0.2312	0.2312	6.9170	208.8537	14.8197	39.7836	51.7009	0.0000
03/01/2015	92.7432	0.0000	0.2558	0.2558	6.7877	208.3910	14.9571	39.7313	51.6906	0.0000
04/01/2015	92.8927	0.0000	0.2447	0.2447	6.6392	208.4002	14.7565	39.7352	51.6914	0.0000
05/01/2015	92.9186	0.0000	0.2068	0.2068	6.6507	208.4591	15.1607	39.7390	51.7019	0.0000
06/01/2015	92.8647	0.0000	0.2016	0.2016	6.7073	208.6566	14.7231	39.7761	51.7385	0.0000
07/01/2015	92.8525	0.0000	0.1944	0.1944	6.7265	208.6673	14.7655	39.7811	51.7431	0.0000
08/01/2015	92.7512	0.0000	0.2020	0.2020	6.9591	208.6854	13.0802	39.7831	51.7410	0.0000
09/01/2015	90.1288	0.0000	0.4285	0.4285	9.3533	213.5518	12.8984	40.4442	52.0055	0.0000
10/01/2015	89.8827	0.0000	0.4230	0.4230	9.6037	213.4815	12.6102	40.4350	52.0021	0.0000
11/01/2015	89.9608	0.0000	0.4122	0.4122	9.5346	213.3715	13.1125	40.3421	51.9984	0.0000
12/01/2015	90.8833	0.0000	0.3230	0.3230	8.6971	211.8626	13.0981	40.2228	51.9308	0.0000
13/01/2015	91.6696	0.0000	0.2638	0.2638	7.9220	210.6911	13.8412	40.0504	51.8584	0.0000
14/01/2015	91.8418	0.0000	0.2414	0.2414	7.7379	210.4672	14.3959	40.0217	51.8518	0.0000
15/01/2015	91.8902	0.0000	0.2358	0.2358	7.8891	210.3964	12.7078	40.0155	51.8040	0.0000
16/01/2015	92.2048	0.0000	0.2238	0.2238	7.3867	210.2268	14.0158	39.9830	51.8227	0.0000
17/01/2015	91.8260	0.0000	0.2312	0.2312	7.8403	210.4794	13.3411	40.0264	51.8473	0.0000
18/01/2015	90.9545	0.0000	0.3919	0.3919	8.5475	211.5203	13.2500	40.1623	51.8916	0.0000
19/01/2015	91.0422	0.0000	0.3214	0.3214	8.5297	211.5550	14.3366	40.1596	51.8590	0.0000
20/01/2015	91.0569	0.0000	0.3117	0.3117	8.4886	211.6505	13.7595	40.1874	51.9110	0.0000
21/01/2015	91.0524	0.0000	0.3027	0.3027	8.5014	211.6775	14.0474	40.1959	51.9206	0.0000
22/01/2015	91.0448	0.0000	0.2910	0.2910	8.5203	211.7176	13.2669	40.2009	51.9299	0.0000
23/01/2015	91.0341	0.0000	0.2889	0.2889	8.5336	211.7652	13.5891	40.2104	51.9362	0.0000
24/01/2015	91.0439	0.0000	0.2851	0.2851	8.5284	211.7527	13.3001	40.2105	51.9384	0.0000
25/01/2015	90.9608	0.0000	0.2846	0.2846	8.6645	211.6412	13.3992	40.2189	51.8846	0.0000
26/01/2015	89.8333	0.0000	0.4999	0.4999	9.5779	213.4139	13.4841	40.3930	51.9359	0.0000
27/01/2015	90.0072	0.0000	0.4947	0.4947	9.4092	212.9803	12.5947	40.3096	51.8515	0.0000
28/01/2015	89.9086	0.0000	0.4884	0.4884	9.5130	213.3145	12.5880	40.1404	51.9414	0.0000
29/01/2015	89.9420	0.0000	0.4657	0.4657	9.4991	213.2950	12.8508	40.3891	51.9380	0.0000
30/01/2015	90.4191	0.0000	0.3887	0.3887	9.0950	212.9851	12.6597	40.3657	51.9558	0.0000
31/01/2015	90.2919	0.0000	0.3742	0.3742	9.2224	212.9885	13.1433	40.3669	51.9815	0.0000
Mínimo	89.8333	0.0000	0.1944	0.1944	6.6392	208.3910	12.5880	39.7313	51.6906	0.0000

Observaciones: No se detectaron desviaciones en la calidad química y a su vez no se presentaron paros por emergencias operativas o por mantenimiento.

**INFORME MENSUAL SOBRE LAS ESPECIFICACIONES DEL GAS NATURAL**  
(Valores promedio diarios)



PERMISIONARIO: **TERMINAL KMS DE GNL S. DE R.L DE C.V**  
 PUNTO DE MEDICIÓN: **ESTACION DE MEDICION MANZANILLO**  
 ZONA DE MEDICIÓN: **RESTO DEL PAÍS**


FECHA: (dd/mm/aa)	Metano (% vol)	Bióxido de Carbono (% vol)	Nitrógeno (% vol)	Total Inertes (% vol)	Etano (% vol)	Temperatura de Rocío (K)	Humedad (mg/m <sup>3</sup> )	Poder Calorífico (MJ/m <sup>3</sup> )	Índice Wobbe (MJ/m <sup>3</sup> )	Acido Sulfhídrico (mg/m <sup>3</sup> )	Azufre total* (mg/m <sup>3</sup> )	Oxígeno* (% vol)
01/01/2015	90.8466	0.0000	0.3700	0.3700	8.6400	246.7798	11.2431	40.2214	51.9024	0.0000	0.0000	0.0000
02/01/2015	92.4276	0.0000	0.3413	0.3413	7.0324	246.2657	12.6812	39.8068	51.6936	0.0000	0.0000	0.0000
03/01/2015	92.7584	0.0000	0.3017	0.3017	6.7261	246.4078	13.0081	39.7431	51.6770	0.0000	0.0000	0.0000
04/01/2015	92.8475	0.0000	0.2836	0.2836	6.6520	246.3535	13.0854	39.7308	51.6794	0.0000	0.0000	0.0000
05/01/2015	92.8249	0.0000	0.2541	0.2541	6.7023	246.8438	12.9973	39.7578	51.7084	0.0000	0.0000	0.0000
06/01/2015	92.8123	0.0000	0.2362	0.2362	6.7315	246.7977	13.0494	39.7738	51.7244	0.0000	0.0000	0.0000
07/01/2015	92.8132	0.0000	0.2293	0.2293	6.7375	246.9870	13.0226	39.7783	51.7302	0.0000	0.0000	0.0000
08/01/2015	90.5585	0.0000	0.4411	0.4411	8.8781	246.3953	10.8167	40.2514	51.9011	0.0000	0.0000	0.0000
09/01/2015	89.7526	0.0000	0.4919	0.4919	9.6679	247.4320	10.4175	40.4375	51.9759	0.0000	0.0000	0.0000
10/01/2015	89.7986	0.0000	0.4843	0.4843	9.6282	245.2322	10.1978	40.4293	51.9746	0.0000	0.0000	0.0000
11/01/2015	89.8562	0.0000	0.4738	0.4738	9.5787	247.1343	10.6404	40.4209	51.9744	0.0000	0.0000	0.0000
12/01/2015	90.4794	0.0000	0.4161	0.4161	8.9847	246.4202	11.0839	40.2899	51.9282	0.0000	0.0000	0.0000
13/01/2015	91.4034	0.0000	0.3286	0.3286	8.1063	247.0456	11.7717	40.0975	51.8599	0.0000	0.0000	0.0000
14/01/2015	91.7566	0.0000	0.2887	0.2887	7.7774	246.8576	11.7612	40.0282	51.8420	0.0000	0.0000	0.0000
15/01/2015	91.8359	0.0000	0.2758	0.2758	7.7083	246.9340	12.1672	40.0145	51.8401	0.0000	0.0000	0.0000
16/01/2015	91.8454	0.0000	0.2704	0.2704	7.7037	247.0194	12.3248	40.0156	51.8431	0.0000	0.0000	0.0000
17/01/2015	90.8893	0.0000	0.4471	0.4471	8.5147	247.2811	11.4818	40.1532	51.8430	0.0000	0.0000	0.0000
18/01/2015	90.4962	0.0000	0.5157	0.5157	8.8770	247.0180	11.3238	40.2164	51.8392	0.0000	0.0000	0.0000
19/01/2015	90.8915	0.0000	0.4247	0.4247	8.5505	247.3265	11.5552	40.1711	51.8621	0.0000	0.0000	0.0000
20/01/2015	90.9886	0.0000	0.3624	0.3624	8.5086	247.0175	11.5243	40.1871	51.8960	0.0000	0.0000	0.0000
21/01/2015	90.9912	0.0000	0.3534	0.3534	8.5143	247.4396	11.6138	40.1927	51.9036	0.0000	0.0000	0.0000
22/01/2015	90.9792	0.0000	0.3393	0.3393	8.5405	247.4061	11.8103	40.2055	51.9163	0.0000	0.0000	0.0000
23/01/2015	90.9673	0.0000	0.3374	0.3374	8.5543	247.1108	11.7432	40.2100	51.9204	0.0000	0.0000	0.0000
24/01/2015	90.9759	0.0000	0.3338	0.3338	8.5493	247.4443	11.7605	40.2101	51.9211	0.0000	0.0000	0.0000
25/01/2015	90.0354	0.0000	0.5259	0.5259	9.2855	246.9366	11.0494	40.3250	51.9012	0.0000	0.0000	0.0000
26/01/2015	89.7258	0.0000	0.5848	0.5848	9.6022	247.5059	10.7580	40.3836	51.9037	0.0000	0.0000	0.0000
27/01/2015	89.7391	0.0000	0.5829	0.5829	9.5903	247.3099	10.9431	40.3812	51.9017	0.0000	0.0000	0.0000
28/01/2015	89.7980	0.0000	0.5642	0.5642	9.5481	247.3361	10.7240	40.3774	51.9114	0.0000	0.0000	0.0000
29/01/2015	89.8485	0.0000	0.5422	0.5422	9.5166	247.3500	11.0716	40.3786	51.9202	0.0000	0.0000	0.0000
30/01/2015	90.0493	0.0000	0.4937	0.4937	9.3642	247.5299	11.1294	40.3633	51.9384	0.0000	0.0000	0.0000
31/01/2015	90.1814	0.0000	0.4338	0.4338	9.2753	247.5823	11.0812	40.3611	51.9581	0.0000	0.0000	0.0000

\* / Los valores trimestrales se deberán reportar en los meses de enero, abril, julio y octubre de cada año, respecto del trimestre inmediato anterior.

Mínimo	89.7258	0.0000	0.2293	0.2293	6.6520	246.2322	10.1978	39.7308	51.6770	0.0000	0.0000	0.0000
Promedio	91.0075	0.0000	0.3974	0.3974	8.4531	247.0162	11.6077	40.1585	51.8642	0.0000	0.0000	0.0000
Máximo	92.8475	0.0000	0.5848	0.5848	9.6679	247.5823	13.0854	40.4375	51.9759	0.0000	0.0000	0.0000
Desv. Est.	1.06555151	0	0.10767492	0.10767492	1.0149265	0.40427894	0.83262018	0.22833159	0.08982935	0	0	0

Observaciones: **No se detectaron desviaciones en la calidad química y a su vez no se presentaron paros por emergencias operativas o por mantenimiento.**

**INFORME MENSUAL SOBRE LAS ESPECIFICACIONES DEL GAS NATURAL**  
(Registros máximos diarios)



PERMISIONARIO:  
PUNTO DE MEDICIÓN:  
ZONA DE MEDICIÓN:

TERMINAL KMS DE GNL S. DE R.L DE C.V  
ESTACION DE MEDICION MANZANILLO

RESTO DEL PAÍS

FECHA: (dd/mm/aa)	Metano (% vol)	Óxido de Carbono (% vol)	Nitrógeno (% vol)	Total Inertes (% vol)	Etano (% vol)	Temperatura de Rocío (K)	Humedad (mg/m <sup>3</sup> )	Poder Calorífico (MJ/m <sup>3</sup> )	Índice Wobbe (MJ/m <sup>3</sup> )	Acido Sulhídrico (mg/m <sup>3</sup> )
01/01/2015	89.6977	0.0000	0.4380	0.4380	9.6780	247.3610	13.1116	40.5588	52.0748	0.0000
02/01/2015	92.2791	0.0000	0.3517	0.3517	7.1653	246.7267	13.8200	39.8478	51.7173	0.0000
03/01/2015	92.5678	0.0000	0.3371	0.3371	6.8756	247.0413	14.2957	39.7756	51.6909	0.0000
04/01/2015	92.8360	0.0000	0.2880	0.2880	6.6586	246.7014	14.1898	39.7348	51.6874	0.0000
05/01/2015	92.7765	0.0000	0.2800	0.2800	6.7239	247.6396	14.0139	39.7722	51.7237	0.0000
06/01/2015	92.8035	0.0000	0.2393	0.2393	6.7368	248.3212	13.9274	39.7769	51.7292	0.0000
07/01/2015	92.8026	0.0000	0.2333	0.2333	6.7436	247.7135	14.4218	39.7807	51.7349	0.0000
08/01/2015	89.8810	0.0000	0.5296	0.5296	9.3757	247.2062	13.3244	40.4394	51.9744	0.0000
09/01/2015	89.7347	0.0000	0.4968	0.4968	9.6804	253.8460	11.5080	40.4418	51.9828	0.0000
10/01/2015	89.7721	0.0000	0.4897	0.4897	9.6483	247.0217	11.1777	40.4362	51.9815	0.0000
11/01/2015	89.8250	0.0000	0.4806	0.4806	9.6016	248.0091	11.3667	40.4276	51.9812	0.0000
12/01/2015	89.9654	0.0000	0.4696	0.4696	9.4275	247.0536	12.1323	40.4062	51.9696	0.0000
13/01/2015	90.9530	0.0000	0.3604	0.3604	8.5148	247.7631	12.8797	40.2073	51.9089	0.0000
14/01/2015	91.6860	0.0000	0.2973	0.2973	7.8374	247.4652	13.2292	40.0463	51.8544	0.0000
15/01/2015	91.7928	0.0000	0.2784	0.2784	7.7483	247.5582	13.3587	40.0235	51.8506	0.0000
16/01/2015	91.7882	0.0000	0.3094	0.3094	7.7213	247.6020	13.1301	40.0287	51.8604	0.0000
17/01/2015	90.2645	0.0000	0.5778	0.5778	8.9474	247.7474	13.2398	40.2619	51.8822	0.0000
18/01/2015	90.3075	0.0000	0.5622	0.5622	9.0120	247.4406	12.2226	40.2575	51.8789	0.0000
19/01/2015	90.6960	0.0000	0.5210	0.5210	8.6428	247.8451	12.5779	40.1872	51.8944	0.0000
20/01/2015	90.9729	0.0000	0.3709	0.3709	8.5153	247.5167	12.8823	40.1913	51.9068	0.0000
21/01/2015	90.9825	0.0000	0.3592	0.3592	8.5168	247.9768	13.0012	40.1961	51.9096	0.0000
22/01/2015	90.9579	0.0000	0.3509	0.3509	8.5498	247.8906	12.6967	40.2113	51.9276	0.0000
23/01/2015	90.9560	0.0000	0.3437	0.3437	8.5588	247.8986	12.9188	40.2137	51.9293	0.0000
24/01/2015	90.9614	0.0000	0.3396	0.3396	8.5576	250.1505	12.9017	40.2139	51.9293	0.0000
25/01/2015	89.7457	0.0000	0.6211	0.6211	9.4932	247.6901	12.1177	40.3858	51.9473	0.0000
26/01/2015	89.6941	0.0000	0.5960	0.5960	9.6222	248.5837	11.8252	40.3969	51.9190	0.0000
27/01/2015	89.6254	0.0000	0.6831	0.6831	9.6034	248.1156	12.0374	40.3981	51.9260	0.0000
28/01/2015	89.7151	0.0000	0.6209	0.6209	9.5729	248.1749	11.7788	40.3886	51.9251	0.0000
29/01/2015	89.8141	0.0000	0.5605	0.5605	9.5309	248.1901	11.8968	40.3843	51.9310	0.0000
30/01/2015	89.8979	0.0000	0.5308	0.5308	9.4620	248.2962	12.1590	40.3778	51.9576	0.0000
31/01/2015	90.1730	0.0000	0.4392	0.4392	9.2776	248.3729	11.8831	40.3646	51.9694	0.0000
Máximo	92.8360	0.0000	0.5831	0.6831	9.6804	253.8460	14.4218	40.5588	52.0748	0.0000

Observaciones:

No se detectaron desviaciones en la calidad química y a su vez no se presentaron paros por emergencias operativas o por mantenimiento.

**INFORME MENSUAL SOBRE LAS ESPECIFICACIONES DEL GAS NATURAL**  
(Registros mínimos diarios)



PERMISIONARIO:  
PUNTO DE MEDICIÓN:  
ZONA DE MEDICIÓN:

TERMINAL KMS DE GNL S. DE R.L DE C.V  
ESTACION DE MEDICION MANZANILLO

RESTO DEL PAÍS

FECHA: (dd/mm/aa)	Metano (% vol)	Bióxido de Carbono (% vol)	Nitrógeno (% vol)	Total Inertes (% vol)	Etano (% vol)	Temperatura de Rocío (K)	Humedad (mg/m <sup>3</sup> )	Poder Calorífico (MJ/m <sup>3</sup> )	Índice Wobbe (MJ/m <sup>3</sup> )	Acido Sulhídrico (mg/m <sup>3</sup> )
01/01/2015	92.2237	0.0000	0.2538	0.2538	7.4234	245.9790	9.1763	39.8493	51.7100	0.0000
02/01/2015	92.5514	0.0000	0.3333	0.3333	6.9234	245.6833	11.5834	39.7749	51.6752	0.0000
03/01/2015	92.8427	0.0000	0.2894	0.2894	6.6630	244.7329	11.6097	39.7246	51.6679	0.0000
04/01/2015	92.8599	0.0000	0.2790	0.2790	6.6446	245.9078	12.1504	39.7266	51.6688	0.0000
05/01/2015	92.8830	0.0000	0.2386	0.2386	6.6631	245.6756	11.8275	39.7340	51.6812	0.0000
06/01/2015	92.8197	0.0000	0.2329	0.2329	6.7279	245.7737	11.7434	39.7715	51.7196	0.0000
07/01/2015	92.8226	0.0000	0.2255	0.2255	6.7335	245.9646	11.8772	39.7753	51.7249	0.0000
08/01/2015	92.7109	0.0000	0.2331	0.2331	6.9664	244.3470	9.1561	39.7793	51.7222	0.0000
09/01/2015	89.7782	0.0000	0.4897	0.4897	9.6451	246.3955	8.9908	40.4290	51.9676	0.0000
10/01/2015	89.8256	0.0000	0.4814	0.4814	9.6049	245.0094	9.0864	40.4212	51.9668	0.0000
11/01/2015	89.9012	0.0000	0.4700	0.4700	9.5407	246.0798	9.2737	40.4085	51.9646	0.0000
12/01/2015	90.8298	0.0000	0.3707	0.3707	8.7056	245.2506	9.9153	40.2129	51.9035	0.0000
13/01/2015	91.6223	0.0000	0.3046	0.3046	7.9312	245.0816	10.6249	40.0422	51.8319	0.0000
14/01/2015	91.7952	0.0000	0.2782	0.2782	7.7528	245.7893	10.8948	40.0177	51.8311	0.0000
15/01/2015	91.8514	0.0000	0.2716	0.2716	7.6975	244.8620	11.1403	40.0095	51.8325	0.0000
16/01/2015	91.9334	0.0000	0.2567	0.2567	7.6312	246.0953	11.1308	39.9762	51.7988	0.0000
17/01/2015	91.7850	0.0000	0.2529	0.2529	7.8619	246.0868	9.6238	40.0259	51.8186	0.0000
18/01/2015	90.8107	0.0000	0.4653	0.4653	8.6204	245.8176	9.9755	40.1248	51.7589	0.0000
19/01/2015	91.0128	0.0000	0.3677	0.3677	8.4995	245.8496	10.5761	40.1344	51.8097	0.0000
20/01/2015	91.0035	0.0000	0.3573	0.3573	8.4993	246.0987	10.3864	40.1805	51.8850	0.0000
21/01/2015	91.0022	0.0000	0.3470	0.3470	8.5102	246.2909	10.5211	40.1894	51.8951	0.0000
22/01/2015	91.0056	0.0000	0.3333	0.3333	8.5205	246.3458	10.1853	40.1940	51.9025	0.0000
23/01/2015	90.9787	0.0000	0.3324	0.3324	8.5484	246.1123	10.2805	40.2064	51.9123	0.0000
24/01/2015	90.9902	0.0000	0.3280	0.3280	8.5414	245.6935	10.7055	40.2051	51.9130	0.0000
25/01/2015	90.9071	0.0000	0.3278	0.3278	8.6771	245.7976	9.8922	40.2140	51.8744	0.0000
26/01/2015	89.7575	0.0000	0.5706	0.5706	9.5849	246.4327	9.4496	40.3754	51.8924	0.0000
27/01/2015	89.9370	0.0000	0.5663	0.5663	9.4101	246.3593	9.2007	40.2835	51.8031	0.0000
28/01/2015	89.8445	0.0000	0.5541	0.5541	9.5138	246.0875	9.2657	40.3419	51.9012	0.0000
29/01/2015	89.8804	0.0000	0.5299	0.5299	9.4987	246.3083	9.4843	40.3703	51.9037	0.0000
30/01/2015	90.1687	0.0000	0.4429	0.4429	9.2936	246.3381	9.4186	40.3529	51.9150	0.0000
31/01/2015	90.1927	0.0000	0.4262	0.4262	9.2722	246.4678	9.7385	40.3581	51.9501	0.0000
Mínimo	89.7575	0.0000	0.2255	0.2255	6.6446	244.3470	8.9908	39.7246	51.6679	0.0000

Observaciones:

No se detectaron desviaciones en la calidad química y a su vez no se presentaron paros por emergencias operativas o por mantenimiento.